

# STATED CLERK ATTACHMENT 1

## PRESBYTERY OF WESTERN NORTH CAROLINA MEMBERSHIP STATISTICS

CHURCH NAME	2001	2002	2003	2004	2005	2006	2007	2008	2009	2010	2011	Increase/ (Decrease) in 1 YEAR	Increase/ (Decrease) in 5 YEARS	Increase/ (Decrease) in 10 YEARS
ARBOR DALE	147	145	156	163	164	167	147	135	143	126	129	3	(38)	(18)
ASHEVILLE FIRST	1133	1,132	831	831	827	827	822	771	790	793	789	(4)	(38)	(344)
BANNER ELK	234	239	232	239	243	250	251	222	239	215	199	(16)	(51)	(35)
BELMONT FIRST	575	579	592	516	547	568	595	622	641	655	684	29	116	109
BESSEMER CITY	49	48	41	41	40	40	39	39	39	36	35	(1)	(5)	(14)
BLACK MOUNTAIN	730	709	723	736	676	652	624	566	568	590	620	30	(32)	(110)
BREVARD DAVIDSON RIVER	692	717	710	662	662	671	648	601	559	552	521	(31)	(150)	(171)
BRIDGEWATER	34	34	34	34	45	45	43	40	40	39	39	0	(6)	5
BRITAIN	64	61	67	66	62	60	60	56	58	58	54	(4)	(6)	(10)
BRITAINS COVE	45	45	42	43	47	46	45	44	44	43	42	(1)	(4)	(3)
BRYSON CITY	100	94	101	101	101	107	117	95	95	103	103	0	(4)	3
BULADEAN	18	23	23	22	19	19	18	23	19	19	20	1	1	2
BURNSVILLE FIRST	60	80	90	102	119	129	144	157	165	184	185	1	56	125
CALVARY	47	47	48	48	52	52	52	53	55	56	56	0	4	9
CANTON	90	90	68	68	67	67	61	47	49	58	55	(3)	(12)	(35)
CHERRYVILLE FIRST	362	376	376	335	341	358	329	308	315	315	319	4	(39)	(43)
CLINCHFIELD	38	40	36	36	33	29	32	28	25	24	22	(2)	(7)	(16)
COLUMBUS	171	159	157	154	126	129	117	116	114	116	116	0	(13)	(55)
CONLEY MEMORIAL	27	28	34	32	31	29	25	25	26	25	26	1	(3)	(1)
CROSSNORE	88	85	85	85	68	70	53	53	70	79	88	9	18	0
CULLOWHEE	64	64	58	58	58	56	51	46	42	15	19	4	(37)	(45)
DALLAS FIRST	71	78	68	67	52	48	47	55	53	57	62	5	14	(9)
DIXON	63	65	66	71	56	61	62	61	61	61	71	10	10	8
DORLAND MEMORIAL	28	30	29	28	28	28	31	33	33	29	27	(2)	(1)	(1)
DULATOWN	117	121	121	127	127	127	124	117	135	139	136	(3)	9	19
DUNCAN'S CREEK	61	61	61	61	61	61	61	61	61	51	51	0	(10)	(10)
ELLENBORO	25	20	20	20	20	20	20	20	20	20	20	0	0	(5)
ESTATOA	6	6	6	6	6	6	6	6	6	6	6	(4)	(4)	(4)
ETOWAH	57	63	63	63	62	62	60	59	59	72	75	3	13	18
FAIRVIEW	89	88	95	107	119	122	126	122	128	127	128	1	6	39
FLETCHER	66	66	68	64	64	68	70	70	69	69	70	1	2	4
FOREST CITY FIRST	163	160	99	91	90	93	96	95	91	88	82	(6)	(11)	(81)
FRANKLIN FIRST	236	218	193	198	199	199	180	180	183	174	157	(17)	(42)	(79)
GASTONIA FIRST	1482	1,480	1483	1315	1321	1277	1231	1197	1156	1147	1089	(58)	(188)	(393)
GLEN ALPINE	15	15	15	15	15	18	21	21	20	20	18	(2)	0	3
GOOD HOPE	21	22	22	22	22	16	17	17	23	22	23	1	7	2
GRACE COVENANT	583	594	605	638	639	635	660	666	674	667	700	33	65	117
GRASSY CREEK	57	57	56	54	51	39	39	38	36	30	29	(1)	(10)	(28)

**PRESBYTERY OF WESTERN NORTH CAROLINA  
MEMBERSHIP STATISTICS**

CHURCH NAME	2001	2002	2003	2004	2005	2006	2007	2008	2009	2010	2011	Increase/ (Decrease) in 1 YEAR	Increase/ (Decrease) in 5 YEARS	Increase/ (Decrease) in 10 YEARS
GREEN MOUNTAIN	30	33	36	33	33	31	16	17	17	20	21	1	(10)	(9)
GREEN STREET	54	54	54	54	55	54	51	46	38	43	51	8	(3)	(3)
HAYESVILLE	30	26	32	32	39	40	42	36	36	30	31	1	(9)	1
HENDERSONVILLE	446	481	517	534	533	533	545	543	527	497	475	(22)	(58)	29
HICKORY FIRST	950	965	974	996	895	893	836	859	848	829	820	(9)	(73)	(130)
HIGHLANDS FIRST	223	199	179	193	195	159	167	177	185	192	192	0	33	(31)
IRONTON	47	46	45	45	28	24	16	15	13	13	13	0	(11)	(34)
JACK'S CREEK	48	46	49	52	51	41	41	41	40	36	20	(16)	(21)	(28)
JOHN KNOX	99	90	71	69	70	70	70	70	46	47	44	(3)	(26)	(55)
KENILWORTH	91	94	80	80	83	86	88	84	90	49	50	1	(36)	(41)
KINGS MOUNTAIN FIRST	324	334	256	284	300	290	278	283	288	282	283	1	(7)	(41)
KOREAN OF ASHEVILLE	47	47	43	43	43	43	43	43	43	43	43	0	0	(4)
LENOIR FIRST	575	563	568	563	479	393	397	415	412	423	431	8	38	(144)
LINCOLNTON FIRST	345	348	359	361	199	200	195	195	185	178	170	(8)	(30)	(175)
LONG CREEK	107	115	115	121	118	119	124	92	92	96	92	(4)	(27)	(15)
LOVE'S CHAPEL	33	35	35	35	37	37	37	28	27	27	27	0	(10)	(6)
LOWELL	199	203	191	197	203	204	198	197	175	171	165	(6)	(39)	(34)
MARION FIRST	226	214	212	207	182	174	148	140	118	108	120	12	(54)	(106)
MARSHALL	93	93	103	103	103	102	102	99	99	96	93	(3)	(9)	0
MICAVILLE	39	39	43	50	50	36	35	35	36	36	37	1	1	(2)
MILLS RIVER	141	136	147	143	146	151	147	150	136	137	118	(19)	(33)	(23)
MONTREAT	316	384	420	426	438	456	48	70	80	75	72	(3)	(384)	(244)
MORGANTON FIRST	705	705	704	704	700	725	725	704	707	713	665	(48)	(60)	(40)
MORRISON	70	70	62	66	65	68	73	73	72	73	71	(2)	3	1
MT. HOLLY FIRST	231	228	183	179	184	180	161	161	146	143	146	3	(34)	(85)
NEW HOPE (GASTONIA)	251	246	236	232	223	141	167	168	176	175	176	1	35	(75)
NEW HOPE (SKYLAND)	172	144	134	135	119	131	133	131	133	132	133	1	2	(39)
NEWDALE	60	60	44	40	38	36	31	28	27	28	29	1	(7)	(31)
NEWLAND	102	100	89	85	76	76	78	77	73	77	73	(4)	(3)	(29)
NEWTON FIRST	556	564	573	577	575	571	587	536	446	449	432	(17)	(139)	(124)
NORTHMINSTER	287	296	238	243	259	265	273	282	292	298	298	0	33	11
OAK FOREST	197	196	198	199	125	118	123	117	127	126	125	(1)	7	(72)
OAKWOOD	72	72	72	72	72	72	72	72	112	102	74	(28)	2	2
OLD FORT	41	41	41	12	12	14	13	14	13	13	9	(4)	(5)	(32)
OLNEY	160	157	138	132	119	107	107	101	105	80	70	(10)	(37)	(90)
PAINT GAP	9	27	27	13	13	13	12	16	16	16	16	0	3	7
PINE STREET	23	22	17	16	20	20	21	20	20	19	19	0	(1)	(4)
PINEOLA	53	52	50	52	50	48	44	42	43	47	48	1	0	(5)
QUAKER MEADOWS	92	96	103	113	125	129	119	115	122	120	112	(8)	(17)	20
REEMS CREEK	32	33	162	175	174	128	134	131	119	121	112	(9)	(16)	80
RICEVILLE	85	115	115	112	111	113	105	100	92	98	66	(32)	(47)	(19)
RIDGEVIEW	27	28	30	30	30	28	28	15	15	18	18	0	(10)	(9)

**PRESBYTERY OF WESTERN NORTH CAROLINA  
MEMBERSHIP STATISTICS**

CHURCH NAME	MEMBERSHIP										TRENDS			
	2001	2002	2003	2004	2005	2006	2007	2008	2009	2010	2011	Increase/ (Decrease) in 1 YEAR	Increase/ (Decrease) in 5 YEARS	Increase/ (Decrease) in 10 YEARS
ROBINSON MEMORIAL	28	33	34	34	39	50	50	55	58	58	47	(11)	(3)	19
RUTHERFORDTON	335	342	359	374	306	313	320	323	325	327	328	1	15	(7)
RYBURN MEMORIAL	49	50	51	51	50	51	50	54	38	41	41	0	(10)	(8)
SALUDA	47	49	48	47	48	52	52	50	49	47	45	(2)	(7)	(2)
SHELBY	670	667	660	668	669	676	680	695	669	656	629	(27)	(47)	(41)
SHERRILL'S FORD	134	79	70	70	73	76	78	72	78	83	77	(6)	1	(57)
SHILOH	88	88	88	88	88	88	85	87	87	87	87	0	(1)	(1)
SILOAM	25	23	22	11	7	8	8	7	7	7	7	0	(1)	(18)
SOUTHMINISTER	352	376	388	413	513	512	530	557	576	426	360	(66)	(152)	8
SPINDALE	31	28	19	15	13	13	13	11	8	7	7	0	(6)	(24)
SPRUCE PINE FIRST	125	129	128	111	110	123	122	124	123	124	126	2	3	1
SWANNANOVA FIRST	77	77	76	38	41	45	49	40	42	41	46	5	1	(31)
SWEETWATER	102	102	103	99	90	90	84	77	69	74	73	(1)	(17)	(29)
SYLVA FIRST	168	145	150	156	155	161	171	156	141	149	155	6	(6)	(13)
THIRD STREET	97	93	103	97	83	81	78	73	76	74	74	0	(7)	(23)
TRINITY	469	479	483	469	448	459	436	399	397	404	396	(8)	(63)	(73)
TRYON	310	319	323	334	365	369	367	335	330	334	332	(2)	(37)	22
UNION	174	188	198	207	210	204	211	205	208	202	197	(5)	(7)	23
UNION MILLS	7	7	8	8	8	7	9	10	8	10	12	2	5	5
UNITED	92	91	94	91	90	93	94	96	98	102	100	(2)	7	8
UNITY	385	356	382	410	450	469	501	519	554	593	604	11	135	219
VIAN'S VALLEY	25	25	25	29	29	35	36	36	37	37	33	(4)	(2)	8
WALDENSIAN	682	657	560	575	560	464	432	446	456	406	402	(4)	(62)	(280)
WALNUT	28	28	28	28	26	26	29	29	29	29	33	4	7	5
WALNUT GROVE	72	76	76	68	69	67	74	72	52	55	57	2	(10)	(15)
WARREN WILSON	325	338	175	173	173	178	185	188	158	160	168	8	(10)	(157)
WAYNESVILLE FIRST	243	171	178	179	183	164	83	95	116	121	121	0	(43)	(122)
WEST ASHEVILLE	151	149	147	152	154	152	159	153	141	136	116	(20)	(36)	(35)
WEST AVENUE	141	136	138	156	150	150	149	147	106	105	97	(8)	(53)	(44)
WESTMINSTER	66	60	64	46	49	44	46	42	40	43	31	(12)	(13)	(35)
<b>TOTALS</b>	<b>21,426</b>	<b>21,445</b>	<b>20,657</b>	<b>20,484</b>	<b>19,972</b>	<b>19,668</b>	<b>18,941</b>	<b>18,556</b>	<b>18,367</b>	<b>18,094</b>	<b>17,722</b>	<b>(372)</b>	<b>(1,946)</b>	<b>(3,704)</b>

Gray indicates no reporting from church. Assumes previous yr total carries forward.

PRESBYTERY OF WESTERN NORTH CAROLINA  
WORSHIP ATTENDANCE

STATED CLERK  
ATTACHMENT 2

CHURCH NAME	2001		2002		2003		2004		2005		2006		2007		2008		2009		2010		2011		Increase/ (Decrease) in 1 YEAR	Increase/ (Decrease) in 5 YEARS	Increase/ (Decrease) in 10 YEARS
	Worship Attendance	Worship Attendance	Worship Attendance	Worship Attendance	Worship Attendance	Worship Attendance	Worship Attendance	Worship Attendance	Worship Attendance	Worship Attendance	Worship Attendance	Worship Attendance	Worship Attendance	Worship Attendance	Worship Attendance	Worship Attendance	Worship Attendance	Worship Attendance	Worship Attendance	Worship Attendance	Worship Attendance	Worship Attendance			
ARBOR DALE	110	128	122	130	136	139	127	131	135	122	118	(4)	(21)	8											
ASHEVILLE FIRST	427	427	279	273	275	275	300	275	275	285	275	(10)	0	(152)											
BANNER ELK	202	186	184	225	233	186	186	179	185	179	175	(4)	(11)	(27)											
BELMONT FIRST	280	285	253	236	251	276	286	276	290	253	250	(3)	(26)	(30)											
BESSEMER CITY	34	36	38	36	36	36	25	26	26	26	26	0	(10)	(8)											
BLACK MOUNTAIN	426	385	386	380	373	351	343	306	247	380	390	10	39	(36)											
BREVARD DAVIDSON RII	350	360	347	361	393	347	330	291	297	271	289	18	(58)	(61)											
BRIDGEWATER	24	20	12	30	31	30	32	30	30	30	33	3	3	9											
BRITTAIN	36	35	41	48	43	42	42	42	39	39	38	(1)	(4)	2											
BRITTAIN COVE	40	43	40	44	35	35	35	35	32	30	26	(4)	(9)	(14)											
BRYSON CITY	58	64	60	60	60	58	70	75	82	84	62	(22)	4	4											
BULADEAN	20	22	19	19	19	19	14	14	16	16	16	0	(3)	(4)											
BURNSVILLE FIRST	81	87	87	102	115	108	115	119	119	125	100	(25)	(8)	19											
CALVARY	35	35	38	38	41	41	41	37	35	44	42	(2)	1	7											
CANTON	50	50	35	35	35	35	25	25	20	29	25	(4)	(10)	(25)											
CHERRYVILLE FIRST	224	234	234	211	215	210	201	190	195	191	178	(13)	(32)	(46)											
CLINCHFIELD	32	32	31	29	31	26	26	22	26	23	19	(4)	(7)	(13)											
COLUMBUS	76	81	71	64	59	61	57	54	53	47	49	2	(12)	(27)											
CONLEY MEMORIAL	14	14	18	18	14	12	11	11	13	12	12	0	0	(2)											
CROSSNORE	110	112	112	95	75	74	70	65	67	60	87	27	13	(23)											
CULLOWHEE	51	47	45	45	45	30	30	24	19	11	10	(1)	(10)	(41)											
DALLAS FIRST	35	60	45	35	38	30	43	42	47	48	49	1	19	14											
DIXON	38	38	38	40	45	45	50	50	50	54	60	6	15	22											
DORLAND MEMORIAL	15	15	15	18	15	15	20	25	25	25	25	0	10	10											
DULATOWN	75	75	78	77	65	65	79	65	72	78	68	(10)	3	(7)											
DUNCAN'S CREEK	30	30	30	30	30	30	30	30	30	30	20	(10)	(10)	(10)											
ELLENBORO	17	17	17	17	17	17	17	17	17	17	17	0	0	0											
ESTATOA	6	5	5	5	5	5	5	5	5	5	5	0	0	(1)											
ETOWAH	39	35	35	40	40	40	32	40	44	60	60	0	20	21											
FAIRVIEW	61	71	65	65	75	76	75	75	70	60	70	10	(6)	9											
FLETCHER	25	28	26	27	25	25	24	23	25	24	25	1	0	0											
FOREST CITY FIRST	94	80	60	53	53	53	53	49	45	30	40	10	(13)	(54)											
FRANKLIN FIRST	153	144	153	150	143	137	148	136	131	113	120	7	(17)	(33)											
GASTONIA FIRST	546	528	528	536	490	421	375	355	344	304	291	(13)	(130)	(255)											
GLEN ALPINE	10	10	9	10	10	10	15	15	15	15	12	(3)	2	2											
GOOD HOPE	13	15	15	13	9	9	15	15	15	15	18	3	9	5											
GRACE COVENANT	319	324	326	318	304	295	308	274	258	238	243	5	(52)	(76)											
GRASSY CREEK	40	40	40	30	30	25	20	20	20	22	20	(2)	(5)	(20)											
GREEN MOUNTAIN	35	35	35	24	24	28	28	18	20	20	20	0	(8)	(15)											
GREEN STREET	50	50	50	50	50	45	17	35	35	33	42	9	(3)	(8)											
HAYESVILLE	20	25	28	30	35	30	30	22	22	24	25	1	(5)	5											
HENDERSONVILLE	310	318	327	333	331	307	297	291	290	279	259	(20)	(48)	(51)											
HICKORY FIRST	402	398	372	375	355	438	400	407	381	367	350	(17)	(88)	(52)											
HIGHLANDS FIRST	215	172	174	200	200	200	182	155	167	176	175	(1)	(25)	(40)											

PRESBYTERY OF WESTERN NORTH CAROLINA  
WORSHIP ATTENDANCE

STATED CLERK  
ATTACHMENT 2

CHURCH NAME	2001		2002		2003		2004		2005		2006		2007		2008		2009		2010		2011		Increase/ (Decrease) in 1 YEAR	Increase/ (Decrease) in 5 YEARS	Increase/ (Decrease) in 10 YEARS
	Worship Attendance	Worship Attendance	Worship Attendance	Worship Attendance	Worship Attendance	Worship Attendance	Worship Attendance	Worship Attendance	Worship Attendance	Worship Attendance	Worship Attendance	Worship Attendance	Worship Attendance	Worship Attendance	Worship Attendance	Worship Attendance	Worship Attendance	Worship Attendance	Worship Attendance	Worship Attendance	Worship Attendance	Worship Attendance			
IRONTON	20	22	20	24	20	20	20	20	20	20	20	20	20	20	20	20	20	20	20	16	14	(2)	(6)	(6)	
JACK'S CREEK	50	40	40	32	36	38	36	32	36	38	38	38	36	38	40	40	40	40	40	18	18	0	(20)	(32)	
JOHN KNOX	65	60	37	37	38	38	38	37	38	38	38	38	38	38	37	38	38	37	32	27	27	(5)	(11)	(38)	
KENILWORTH	55	51	55	52	54	51	52	52	54	51	51	52	52	52	40	35	40	40	35	35	35	0	(16)	(20)	
KINGS MOUNTAIN FIRST	150	150	160	170	140	130	163	150	150	130	150	150	163	150	135	150	135	135	125	125	125	0	(5)	(25)	
KOREAN PRES CHURCH	40	40	40	40	40	40	40	40	40	40	40	40	40	40	40	40	40	40	40	40	40	0	0	0	
LENOIR FIRST	265	245	255	190	250	200	300	300	250	200	200	300	300	300	200	300	200	200	300	300	300	0	100	35	
LINCOLNTON FIRST	117	110	110	100	101	80	90	90	101	80	80	80	90	80	80	80	80	80	80	80	70	(10)	(10)	(47)	
LONG CREEK	65	60	60	70	65	60	60	60	65	60	60	60	60	60	58	58	58	58	52	65	65	13	5	0	
LOVE'S CHAPEL	25	24	25	20	20	20	20	20	20	20	20	20	20	20	20	20	20	20	16	20	20	4	0	(5)	
LOWELL	110	107	108	111	117	109	91	84	117	109	109	91	91	84	84	84	82	82	71	69	69	(2)	(40)	(41)	
MARION FIRST	124	56	110	104	94	86	76	71	94	86	76	76	76	71	71	63	63	63	54	87	87	33	1	(37)	
MARSHALL	50	50	50	50	50	40	45	43	50	40	40	45	45	43	43	36	36	36	36	38	38	2	(2)	(12)	
MICAVILLE	38	43	36	37	0	40	40	40	0	40	40	40	40	38	38	39	39	39	39	38	38	(1)	(2)	0	
MILLS RIVER	77	83	81	81	75	83	64	68	75	83	83	64	64	68	68	68	68	68	63	64	64	1	(19)	(13)	
MONTREAT	490	520	530	490	550	452	104	96	550	452	452	104	104	96	96	92	92	92	79	85	85	6	(367)	(405)	
MORGANTON FIRST	268	263	252	252	237	275	275	275	237	275	275	275	275	275	275	275	275	275	275	275	275	0	0	7	
MORRISON	52	50	45	59	58	60	60	60	58	60	60	60	60	60	60	60	60	60	60	60	60	0	0	8	
MT. HOLLY FIRST	114	114	113	103	98	100	100	95	98	100	100	100	100	95	92	92	92	92	94	110	110	16	10	(4)	
NEW HOPE (GASTONIA)	110	95	75	65	90	120	110	100	90	120	100	110	100	100	100	100	100	100	100	100	100	0	(20)	(10)	
NEW HOPE (SKYLAND)	102	94	90	82	80	85	80	80	80	85	80	80	80	80	70	70	70	70	65	65	65	5	(4)	(10)	
NEWDALE	40	40	32	32	33	34	29	25	33	34	29	25	25	25	25	25	25	25	25	30	30	0	3	(43)	
NEWLAND	86	75	57	48	41	40	40	40	41	40	40	40	40	40	43	43	43	43	43	43	43	0	0	(85)	
NEWTON FIRST	270	273	275	278	245	249	260	240	245	249	249	260	260	240	186	186	186	186	198	185	185	(13)	(64)	(85)	
NORTHMINSTER	175	125	140	135	150	155	145	135	150	155	155	145	145	135	135	135	135	135	288	159	159	(129)	4	(16)	
OAK FOREST	117	95	97	85	75	63	75	70	75	63	75	75	75	70	75	75	75	75	65	61	61	(4)	(2)	(56)	
OAKWOOD	50	50	50	50	48	48	48	48	48	48	48	48	48	48	48	48	48	48	42	30	30	(12)	(18)	(20)	
OLD FORT	15	15	15	10	10	14	12	10	10	14	14	12	10	10	10	10	10	10	10	7	7	(3)	(7)	(8)	
OLNEY	74	57	64	61	61	56	58	58	61	56	56	58	58	58	52	52	52	52	48	48	48	(4)	(8)	(26)	
PAINT GAP	30	12	12	8	8	8	8	8	8	8	8	8	8	8	14	14	14	14	12	12	12	(3)	4	(18)	
PINE STREET	25	12	12	12	25	10	11	11	25	10	10	11	11	11	22	22	22	24	10	10	10	0	0	(15)	
PINEOLA	37	35	30	38	36	40	36	35	36	40	40	36	35	35	34	34	34	34	44	45	45	0	5	8	
QUAKER MEADOWS	65	65	70	75	80	78	65	65	80	78	65	65	65	60	58	58	58	58	52	50	50	(2)	(28)	(15)	
REEMS CREEK	20	24	122	122	85	85	83	81	85	85	85	83	83	81	76	76	76	76	78	75	75	(3)	(10)	55	
RICEVILLE	85	100	64	75	70	65	60	60	70	65	65	60	60	54	54	54	54	54	65	55	55	(10)	(10)	(30)	
RIDGEVIEW	45	28	30	30	30	14	14	16	30	14	14	14	14	16	18	18	18	18	30	30	30	0	16	(15)	
ROBINSON MEMORIAL	30	30	30	30	40	50	50	50	40	50	50	50	50	50	65	65	65	65	40	40	40	0	(10)	10	
RUTHERFORDTON	138	139	140	140	141	142	140	138	141	142	142	140	140	138	138	138	138	138	138	138	138	0	(4)	0	
RYBURN MEMORIAL	31	32	28	26	24	27	26	27	24	27	27	26	26	27	27	27	27	27	28	23	23	(5)	(4)	(8)	
SALUDA	35	35	35	35	35	35	35	32	35	35	35	32	32	28	29	29	29	29	27	25	25	(2)	(10)	(10)	
SHELBY	254	257	242	244	251	241	224	252	251	241	241	224	224	252	226	226	226	226	216	207	207	(9)	(34)	(47)	
SHERRILL'S FORD	65	55	50	50	50	55	55	55	50	55	55	55	55	55	60	60	60	60	58	51	51	(7)	(4)	(14)	
SHILOH	40	40	40	40	40	40	40	43	40	40	40	44	44	43	49	49	49	49	49	49	49	0	9	9	
SILOAM	11	9	9	8	9	9	9	8	9	9	9	9	9	9	7	7	7	7	6	5	5	(1)	(4)	(6)	

PRESBYTERY OF WESTERN NORTH CAROLINA  
WORSHIP ATTENDANCE

STATED CLERK  
ATTACHMENT 2

CHURCH NAME	2001		2002		2003		2004		2005		2006		2007		2008		2009		2010		2011		Increase/ (Decrease) in 1 YEAR	Increase/ (Decrease) in 5 YEARS	Increase/ (Decrease) in 10 YEARS
	Worship Attendance	Worship Attendance	Worship Attendance	Worship Attendance	Worship Attendance	Worship Attendance	Worship Attendance	Worship Attendance	Worship Attendance	Worship Attendance	Worship Attendance	Worship Attendance	Worship Attendance	Worship Attendance	Worship Attendance	Worship Attendance	Worship Attendance	Worship Attendance	Worship Attendance	Worship Attendance	Worship Attendance	Worship Attendance			
SOUTHMINISTER	205	205	215	250	275	260	276	277	289	202	99	(103)	(161)	(106)											
SPINDALE	20	15	14	12	10	10	10	10	5	6	6	0	(4)	(14)											
SPRUCE PINE FIRST	118	110	118	93	90	91	93	88	88	96	95	(1)	4	(23)											
SWANNANOVA FIRST	45	45	35	35	35	42	35	25	30	25	24	(1)	(18)	(21)											
SWEETWATER	77	74	74	75	66	66	51	55	55	53	50	(3)	(16)	(27)											
SYLVA FIRST	94	96	110	123	125	134	141	133	132	125	126	1	(8)	32											
THIRD STREET	40	50	50	55	50	35	40	45	43	45	41	(4)	6	1											
TRINITY	276	289	290	307	267	258	248	236	229	221	214	(7)	(44)	(62)											
TRYON	200	200	250	250	250	225	200	187	175	200	200	0	(25)	0											
UNION	100	105	108	120	120	110	110	115	110	110	110	0	0	10											
UNION MILLS	7	7	8	8	8	15	15	15	15	10	20	10	5	13											
UNITED	65	58	59	62	58	58	61	60	56	61	60	(1)	2	(5)											
UNITY	212	237	245	254	260	277	277	294	309	316	325	9	48	113											
VIAN VALLEY	14	25	35	25	25	25	26	23	22	22	21	(1)	(4)	7											
WALDENSIAN	255	221	230	237	213	166	170	176	183	188	179	(9)	13	(76)											
WALNUT	10	10	10	10	24	21	20	24	24	24	24	0	3	14											
WALNUT GROVE	78	77	77	75	70	70	72	55	54	57	56	(1)	(14)	(22)											
WARREN WILSON	200	200	80	90	100	117	110	115	111	97	105	8	(12)	(95)											
WAYNESVILLE FIRST	150	134	130	120	125	118	63	71	88	94	101	7	(17)	(49)											
WEST ASHEVILLE	85	82	80	85	85	85	81	59	56	39	36	(3)	(49)	(49)											
WEST AVENUE	83	90	95	90	72	75	75	75	55	55	53	(2)	(22)	(30)											
WESTMINSTER	44	42	40	91	35	30	30	21	20	20	23	3	(7)	(21)											
TOTALS	11,946	11,669	11,333	11,334	11,133	10,766	10,227	9,880	9,556	9,589	9,285	(304)	(1,481)	(2,661)											

Gray indicates no reporting from church. Assumes previous yr total carries forward.

# **STATED CLERK ATTACHMENT 3**

## **Report From the Lincolnton Administrative Commission July 31, 2012**

The Commission Members: Robert Ervin, Rev. Shannon Kershner, Rev. Kevin Frederick, Paula Wallace (COM liaison), and Jerry Ragan (chair).

Ray Fancher, our Transitional Minister, has agreed to extend his contract to the end of the year. The interim music director has agreed to extend his commitment to the end of August. Both agreements are subject to extension by the parties.

Rev. Fancher devised and lead four workshops entitled “Emmaus Table Conversations” in an effort to foster vision in the congregation for the future of the church. These workshops were well attended and considered to be successful.

A part-time administrative assistant has recently been retained and it is hoped that the church newsletter will be resumed soon. The IT needs of the church are currently being assessed so that they can addressed.

Rev. Fancher, the Session, and this Administrative Commission are currently making plans for addressing the need for healing and reconciliation of this congregation. This process will require several months to accomplish.

Please keep this church in your prayers.

Jerry Ragan, Chair

# **STATED CLERK ATTACHMENT 4**

## **ADMINISTRATIVE COMMISSION REPORT New Vision Church, Conover July 31, 2012**

The Steering Team for New Vision met on Tuesday, May 29, 2012 at New Vision.

They reviewed and endorsed the five year financial plan that would move us to financial sustainability as the grants are reduced and finished. This expects a continuing growth in the congregation. The mortgage reduction that was negotiated with the Presbyterian Investment and Loan Program was central to this plan. They also approved that the five percent giving for “other mission” would go towards the NCD Restricted account for the next five years.

The Pastors discussed other employment opportunities they could pursue to supplement their income. The Steering Team approved a request to COM that Gary VanBrocklin be moved from Stated Pastor (Stated Supply) to Supporting Pastor (Parish Associate) for Latino Ministries.

We want to make sure the structure of the church supports continued growth, moving from a Pastor size to a Program size congregation. It was approved that we would institute the role of deacon in the church. The nFog allows much flexibility with this.

The Outreach Team (formerly known as the Joshua Team) is meeting monthly to come up with the creative ideas to grow our church.

The transition of the Emanuel congregation into New Vision has gone very smoothly. Most feel very positive about the worship style that is English but has a Spanish flavor. This summer we will have opportunities for interested members to teach each other English and Spanish. We also are partnering with Centro Latino to offer an Immigration Workshop on July 15.

We will have Vacation Bible School on July 8-12 in the evening and for all ages. Ann Aichinger is revising the StoryTeller curriculum from the 1990’s.

Submitted,  
Frank Aichinger  
Co-Organizing Pastor



# **STATED CLERK ATTACHMENT 4**

## **ADMINISTRATIVE COMMISSION REPORT Hispanic (Latino) Ministry, Catawba County July 31, 2012**

The Steering Team for Hispanic Ministry met on May 20, 2012 at New Vision Church.

Two Latinos who came from Emanuel shared about their experiences coming into the journey of faith with New Vision. One is a PhD candidate who was a part of Emanuel since he was sixteen, a new immigrant to this country. He share his joy that for the first time his whole family is in worship together, including the father who has never been a part of a worshipping community. A high school student who is the top in her class talked about the fear she lives with as an undocumented immigrant.

Gary VanBrocklin, Pastor of Latino Ministry, talked about the healthy transition that has happened. He sees much more growth possible for the Latino community.

We learned that most of the community prefers the title Latino to Hispanic. This is also inclusive of the non-Spanish speaking Latin America countries such as Brazil.

The Steering Team concurred with the request of the Steering Team of New Vision that Gary VanBrocklin be moved from a Stated Pastor (Supply Pastor) to Supporting Pastor (Parish Associate) position, with the same terms and job description.

There are some events coming up the focus on helping our Latinos integrate into the community. This summer, New Vision will have English/Spanish Classes, where we teach each other language and build some mutual understanding. Also, New Vision is partnering with Centro Latino in Hickory to hold an Immigration Workshop on Sunday, July 15, that will help our Spanish speaking immigrants deal with the legal implications of their status and the new laws.

We explained how the finances work for the Latino Ministry now that it has moved within New Vision.

And then we talked about wanting to move to a bigger vision of ministry for the covenant church with our Latino population. It is hoped that partnering with Centro Latino the churches in covenant for ministry will sponsor a Legal Forum this fall.

Submitted,  
Frank Aichinger  
Chair, Administrative Commission

# **STATED CLERK ATTACHMENT 5**

## **ADMINISTRATIVE COMMISSION**

### **Dulatown Presbyterian Church**

**July 31, 2012**

The Dulatown Presbyterian Church congregation celebrated its 90th Anniversary on June 24 with a joyous service followed by the launching of 90 helium filled balloons and dinner in the Fellowship Hall.

The 90th Anniversary Commemoration followed the morning worship. Special guests, former pastors Rev. Isaac Moore and Rev E.B. Freeman, reflected on the years of their ministry at Dulatown. Other worship leaders were Elder Angela Battle, Elder Helen Hall, Jonathan Setzer, Pastor James Millsap, and the Joyful Noise Gospel Choir. Elder Helen Hall also gave the history of the church.

The Presbytery was represented by Rev. Bobbi White, General Presbyter, Ms. Barbara Ross, Presbytery Associate, and Patricia Clark, Moderator.

The Men of the Church continue to work on renovations of the back wing of the property which formerly was a school. Major work such as asbestos removal and electrical work will require professional contractors. Men from Hickory First have volunteered to join the men of Dulatown in the work on Saturdays. The trustees are inviting men from other nearby congregations to lend a helping hand as there are deadlines for some of the work to be completed.

Barbara Ross has been working with PNC on calling a pastor from the "Such a Time As This" program. This pastor will be preaching at the July 31 meeting of Presbytery.

Patricia Clark, Moderator for the Commission

## **Report from the West Asheville Commission**

**July 31, 2012**

The West Asheville Administrative Commission continues to be in a supportive role for the Session at this point in time. The Session has set a series of metrics and goals which will assess their ongoing viability as a congregation over the next 24-30 months.

Mark Ramsey, Moderator for the Commission

## **Report from the Cullowhee Commission**

**July 31, 2012**

The Commission Members: Judy Covin, Susan Denne (COM Liaison), Dick Graham, Terry Hanna (Chair), and Anne Morgan.

There is no new news to report for the Administrative Commission at Cullowhee.

Terry L. Hanna, Moderator for the Commission

# STATED CLERK ATTACHMENT 6

## **Report of the Administrative Commission Southminster Presbyterian Church July 31, 2012**

Members: Richard Boyce (chair), Cindy Combs, Mike Johnston, Parks Wilson

The Commission has been meeting with the Session of SPC for six months, attending stated meetings in teams and consulting with the interim minister and committees on an as-needed basis. The latest development is the resignation of the interim minister, Beth Yarborough, in order that she might pursue a chaplaincy program in Columbia, SC. Following conversations with the liaisons from COM, the Session was informed that the congregation was now cleared to form a PNC for a permanent pastor, following the receipt of the report of their Interim Ministry Task Force to the COM. The commission will remain in place during the search for another interim and the formation of the PNC. When the PNC is in place, the commission's plan is to disband in order to turn its work over to the placement liaisons of the presbytery. Richard Boyce will moderate the Session until an interim is in place.

Respectfully submitted,  
Richard Boyce, chair

## **Report of the Administrative Commission Korean Presbyterian Church of Asheville July 31, 2012**

Since the Administrative Commission for the Korean Presbyterian Church was established in March, 2012, we have worked faithfully to stabilize this church.

Our first responsibility was to listen. Separate interviews were set up with the pastor, the one remaining elder on the Session, and each of the 12 members of the congregation. After it became clear there was not a functioning Session and that the pastor and congregation had reached an impasse, the pastor agreed to submit his resignation effective May 28, 2012.

Since May 28, 2012, the Administrative Commission has been acting as the Session. Working cooperatively with the congregation we have:

- 1) Taken care of financial obligations,
- 2) Secured worship leaders from the congregation and visiting Korean pastors to fill the pulpit each week and administer the Lord's Supper once a month,
- 3) Been available each Sunday to respond to concerns of the congregation.

We are moving toward electing a representative Officer Nominating Committee who will nominate three candidates to be elected as elders for the new Session.

We solicit your prayers and invite you to attend worship in the Chapel of First Presbyterian Church of Asheville at 2:00 PM each Sunday. Come early, 1:30 PM, for a delightful hymn sing preceding the regular worship service.

Respectfully submitted,  
Rev Bill Heck, chair  
Rev. Susan Denne

Elder Dot Desieux  
Elder Olivia LaMotte

Rev. John Moore  
Elder Paul Vliek

# STATED CLERK ATTACHMENT 7



## The Presbytery of Western North Carolina

114 Silver Creek Road, Morganton, NC 28655 Phone: (828)438-4217 Fax: (828)437-8655

July 10, 2012

Session of Union Presbyterian Church  
5615 Union Road  
Gastonia, NC 28056

Dear Friends in Christ,

Greetings and blessings to you all. I am writing to confirm that I received your letter dated May 20, 2012. I am also writing, at the request of the Committee on Ministry, to respond to that letter.

The Committee on Ministry received and considered your message at its June 12, 2012 meeting. Members of the Committee expressed deep gratitude for the diligent and prayerful process of discernment that your Session and Moderator applied to the study of the issue at hand.

We know that many people within our Presbytery and beyond are deeply affected by the issue of our denomination's ordination standards. We pray that all who love God and seek to know the mind of Christ will find and share grace as together we continue to pray for wisdom and peace for all God's family in this matter.

The very language of Amendment 10-A, as it is now included in the Form of Government, ensures that your Session has the responsibility for examining "each candidate's calling, gifts, preparation, and suitability for the responsibilities of ordered ministry," and in doing so "shall be guided by Scripture and the confessions in applying standards to individual candidates." We thank you for sharing the news of how you are undertaking these responsibilities, and we hope you will feel free to call upon us if we can be of service at any time.

On behalf of the Committee on Ministry and myself, blessings to all of you for continuing to take the gospel of Jesus Christ to the world!

Sincerely,

William A. (Bert) Sigmon  
Stated Clerk

May 20, 2012

To: Mr. William A. (Bert) Sigmon  
Presbytery of Western North Carolina  
114 Silver Creek Road  
Morganton N.C. 28655

From: Union Presbyterian Church  
5615 Union Road  
Gastonia N.C. 28056

Subject: Amendment 10A

Mr. Sigmon,

The Presbyterian Church (U.S.A) voted for a constitutional change concerning the standards for ordination in May 2011. Amendment 10A was passed which removed a clause from the 2009/2011 Book of Order concerning fidelity and chastity standards for ordination. It was replaced with the current language of G-2.0104b in the 2011/2013 Book of Order. The Session of Union Presbyterian Church formed a subcommittee to review the ramifications of this change.

After months of discussion, review, prayer, and discernment the subcommittee recommended a proposal to Session for approval. The recommended proposal is as follows:

We can not just go forward and accept what Scripture has spoken against. We must stand together and proclaim that we of Union Presbyterian Church will not drift from the clear standards of sexuality as prescribed by God in His word. Our faith calls us to continue to be guided by G-6.016b as previously expressed in 2009-2011 Book of Order—


Those who are called to office in the church are to lead a life in obedience to Scripture and in conformity to the historic confessional standards of the church. Among those standards is the requirement to live either in fidelity within the covenant of marriage between a man and a woman (W-4.9001), or chastity in singleness.

Persons refusing to repent of any self-acknowledged practice which the confessions call sin shall not be ordained and/or installed as deacons, elders, or ministers of the Word and Sacrament.


By adopting this recommendation we feel that our faith in God will be shaping our culture instead of our culture shaping our faith.


Session members reviewed the proposal over a period of weeks. Discussion, prayer, and discernment occurred during this time. A Called Session meeting was scheduled for May 3, 2012 to discuss and vote on the proposal. Twelve of the thirteen elders of Union Presbyterian were present at the meeting. After review and discussion, a vote was taken to approve the recommendation. The votes of twelve elders and the moderator were unanimous in approval of the above recommendation.

Sincerely,

  
Moderator – Reverend Dr. Jack Davidson

  
Clerk of Session – Kathryn C. Kytte

  
Rose Brooks

  
Don Chilton

  
Bill Craig

  
Mary Lou Helms